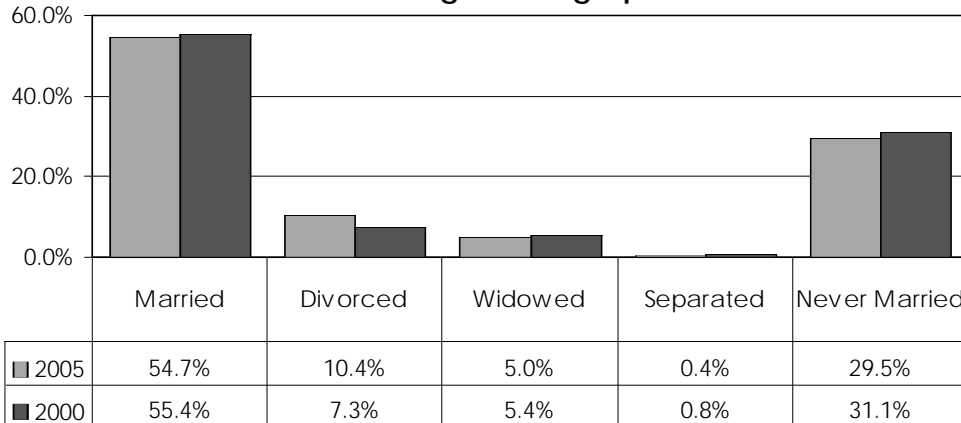




Marriage and Divorce

Marriage Demographics



Sources: WI Department of Health & Family Services, Bureau of Health Information & Policy, US Census Bureau



Key Terms

Family

A family is a group of two people or more (one of whom is the householder) related by birth, marriage, or adoption and residing together; all such people (including related subfamily members) are considered as members of one family.

Household

A household consists of all the people who occupy a housing unit. A house, an apartment or other group of rooms, or a single room, is regarded as a housing unit when it is occupied or intended for occupancy as separate living quarters.

Householder

The householder refers to the person (or one of the people) in whose name the housing unit is owned or rented (maintained) or, if there is no such person, any adult member, excluding roomers, boarders, or paid employees.

The number of householders is equal to the number of households.

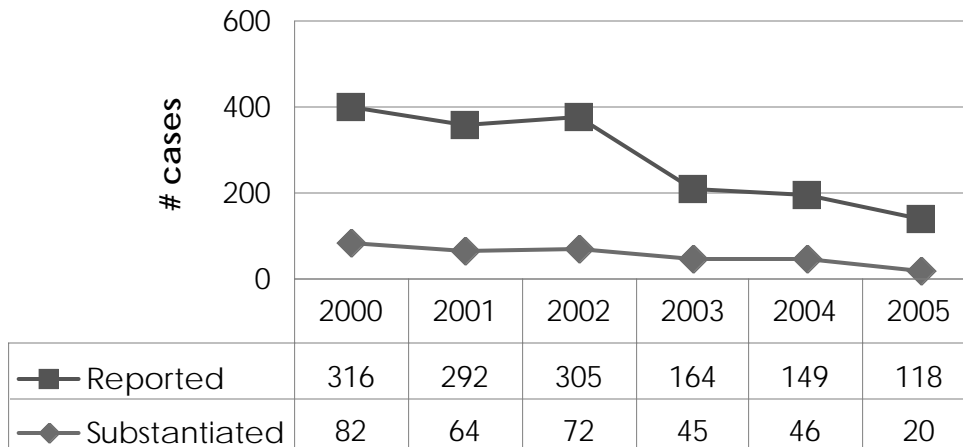
Points of Interest

- The Census Bureau lists 16,803 families residing in Portage County in 2005. The average family size was 2.91 with little difference in size between families with married couples (2.92), male householders with no wife present (2.76), and female householders with no husband present (2.87).
- According to the LIFE Report Community Survey, family stress received a 5.2 on a seven point scale as to level of importance as a community issue, one of the lower ranking concerns for respondents.
- Like the state and nation as a whole, the rate of marriage has declined in Portage County in recent years. The number of divorces has declined 15% from 2000 to 2005, and the number of children affected by divorce also has declined by 28% during the same time period.
- Wisconsin is a national leader in the collection of child support. In 2005, the most recent year for which national data is available, Wisconsin ranked fourth in child support collections per full-time child support employee, collecting \$561,872 per worker. The national average is \$385,500.



Child Maltreatment

Rate of Child Maltreatments



Source: WI Department of Health & Family Services

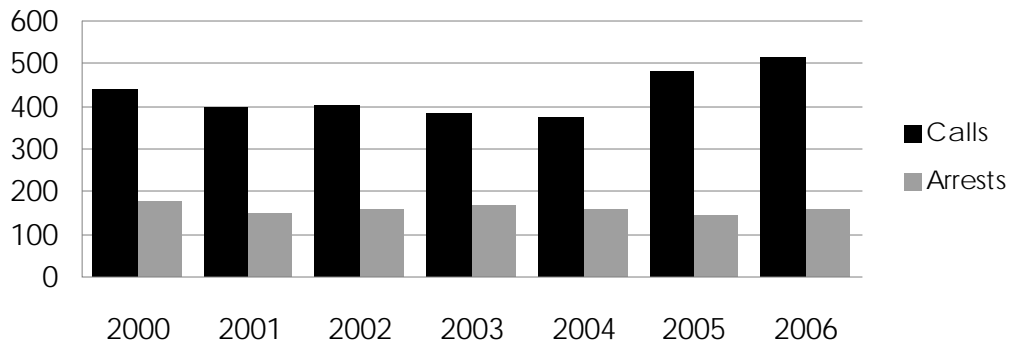
Points of Interest

- Child maltreatment is generally divided into four basic types: physical neglect, physical abuse, sexual abuse and emotional damage.
- In Portage County, 50% of the substantiated child maltreatments in 2005 involved sexual abuse. Although the substantiation rate of sexual abuse is higher than the state total of 43.9%, substantiated cases of sexual abuse are down from the 80.5% that were substantiated in Portage County in 2000.
- In 2005, of the 40,017 reported child maltreatment cases in Wisconsin, 8,148 were substantiated.
- The safety of Portage County's children is the responsibility of all residents. While state law requires certain individuals who work with children to report suspected abuse, any concerned individual who suspects a child is being neglected or emotionally, physically or sexually abused – can make a referral to the Portage County Health & Human Services Department or a local law enforcement agency.
- According to the LIFE Report Community Survey, support for youth in the community is rated 5.8 on a seven point scale.



Domestic Abuse

Domestic Abuse Inquiries



Sources: Stevens Point Police Department, Village of Plover Police Department, Portage County Sheriff's Department

Points of Interest

- ☞ Measuring domestic abuse incidents & arrests in Portage County is challenging for a variety of reasons:
 - Currently, Portage County is not using CCAP, Consolidated Court Automation Programs. CCAP is responsible for supporting the IT needs of the entire Wisconsin Court System. Since Portage County is not currently using CCAP, inconsistent measurement has made it difficult to track & measure specific issues such as domestic abuse. Portage County is currently in the process of converting to CCAP and expects to be fully utilizing this system by 2009.

Furthermore, for other reasons, such as fear for safety, lack of resources, religious beliefs and personal philosophy, domestic abuse is often not reported to law enforcement. Therefore, this information should be considered as a significant representation of domestic violence in Portage County but not as the complete picture.

- ☞ Calls in the chart represent any call received by local law enforcement where the dispatch operator classifies the call as a possible domestic dispute. Once a call is classified as a possible domestic dispute, the situation is routed to law enforcement personnel for further investigation. In many cases the call does not result in an arrest because no crime has been committed. In other cases, an arrest is made but the arrest is not classified as domestic abuse because the suspect has been charged with some other crime such as disorderly conduct, violation of parole, etc. Future implementation of CCAP software will better enable Portage County law enforcement to categorize domestic violence and track arrests even when the suspect(s) have been charged with a different crime.

- ☞ Arrests in the chart above represent only those arrests made where the suspect(s) were charged with domestic abuse.

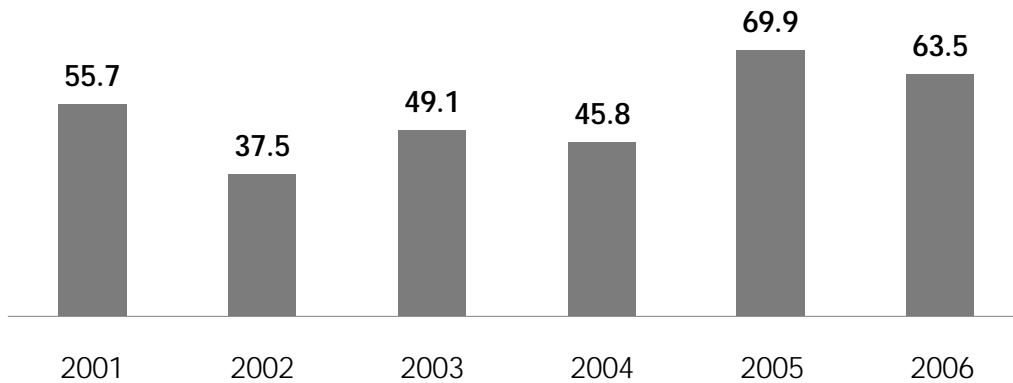
(continued on page 4)



Domestic Abuse

% of Domestic Abuse Arrests involving Alcohol

■ % of alcohol related domestic abuse arrests in Stevens Point



Source: Stevens Point Police Department

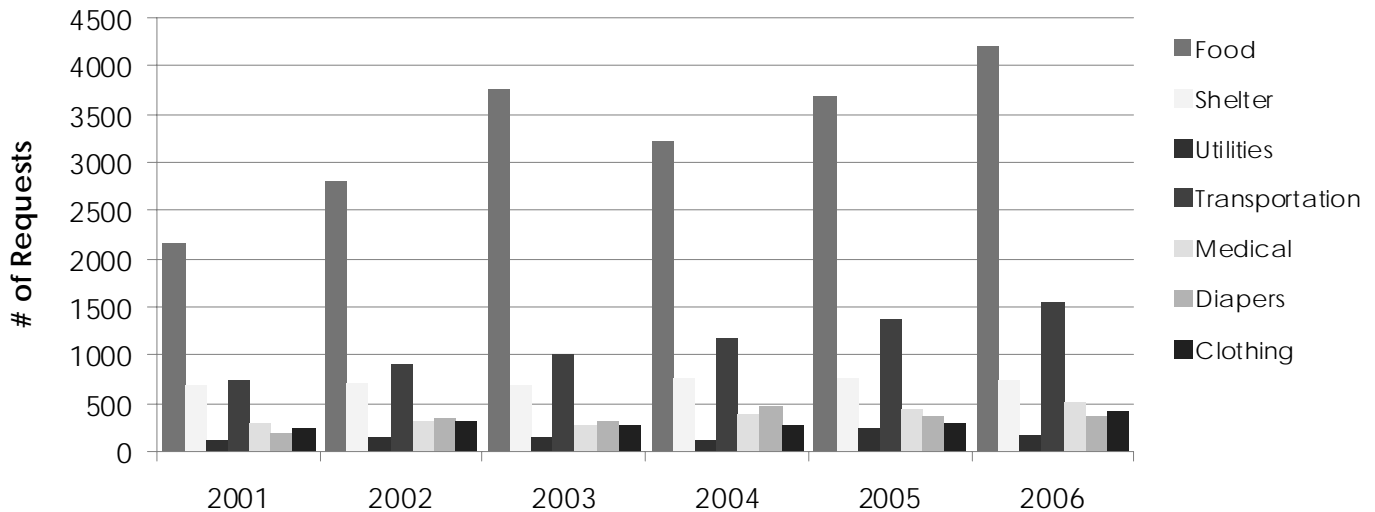
Points of Interest

- ☞ This chart demonstrates the significant role that alcohol plays in issue of domestic violence.
- ☞ Domestic abuse is defined by the Wisconsin Statutes, s.968.075, as the intentional infliction of physical pain, injury or illness; intentional impairment of physical condition; sexual assault; or a physical act that causes the other person to reasonably fear that any of these actions will occur. The law applies to acts engaged in by an adult person against his or her spouse, former spouse, an adult with whom the person resides or formerly resided, or an adult with whom the person has a child in common.



Basic Needs

Emergency Referral Services



Source: Portage County Emergency Services

Points of Interest



Agencies that provide services for basic needs include:

- Portage County Health & Human Services: Emergency Services/Public Assistance
- CAP Services' 24-Hour Crisis Line
- Energy Services: heating assistance
- The Salvation Army: emergency shelter and meals
- Operation Bootstrap: clothing, food, utilities and fuel assistance
- Catholic Charities: emergency shelter
- St. Vincent de Paul: food, clothing, furniture



In 2006, United Way of Portage County's 2-1-1 inaugural year, a total of 1,249 requests were made, of which 295 were requests for basic needs. There are five categories within basic needs:

- Temporary financial aid includes housing payment assistance and personal loans, as well as medical, moving, utility and transportation expenses
- Housing needs are more long-term and include subsidized rent, home improvement, home loans and emergency shelter
- Material resources include furniture, appliances and clothing
- Transportation
- Food

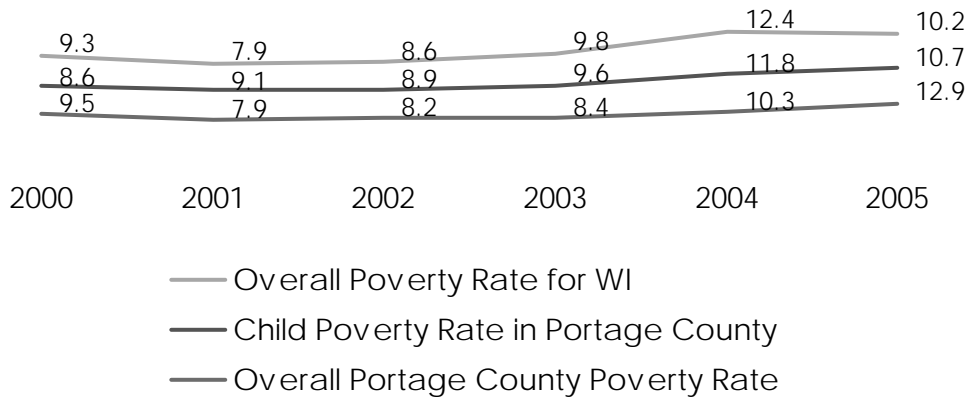


Emergency heating applications were a high number but remained stable over the last two heating seasons: 2005-2006 - 2,230 applications, 2006-2007 - 2,234 applications.



Poverty

Portage County Poverty Rates



Source: US Census Bureau

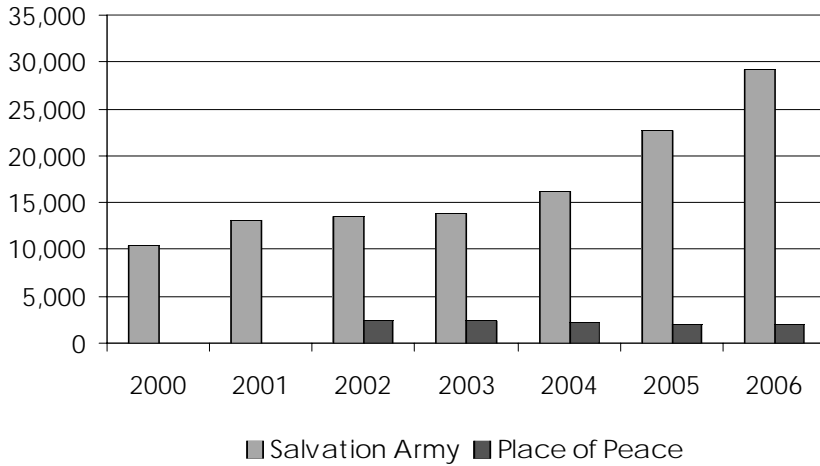
Points of Interest

- Living in poverty negatively impacts the quality of life. People that live in poverty do not have an adequate income to meet housing, nutritional, health, and other basic needs.
- The poverty rate dipped in the early part of this decade, but has since risen. According to the WI Department of Workforce Development, a similar pattern exists for the number of children in poverty, and similar to national trends, more females than males live in poverty in Portage County.
- The official definition of poverty is set forth each year by the federal government that calculates a "poverty line" to determine who is poor. The poverty line is defined to be three times the income needed to purchase the U.S. Department of Agriculture's Economy Food Plan.
- Many families in poverty are headed by married couples (45%), and nearly 9 in 10 have someone in the family working (although only 15% work full-time year-round). In addition, 27% of all families in poverty also collect Social Security Income.
- In 2006, 185% of poverty for a family of four was \$37,000.
- Poverty is seen by residents of Portage County as a 5.4 on a seven point scale for level of importance.
- In 2007, 185% of poverty for a family of four is \$38,203.

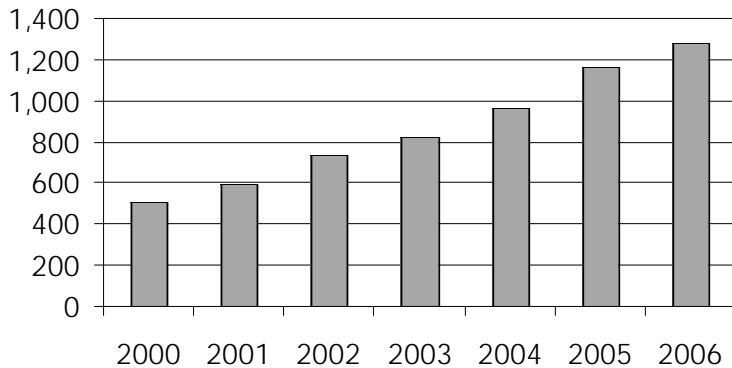


Poverty and Hunger

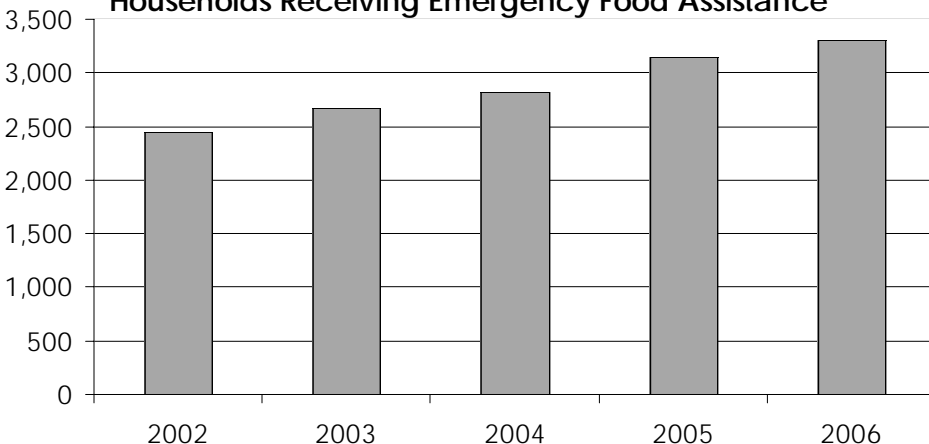
Meals Served



Families on Food Stamps
Average Monthly Caseload



Households Receiving Emergency Food Assistance



Points of Interest

- ☞ Meals served by two of the largest programs feeding the poor more than doubled between 2002 and 2006.
- ☞ In 2005, the average monthly caseload of families on food stamps (1,167) was less than the state average in both percent of population (7.82% in Portage County, compared to the state at 10.29%) and percent of children on food stamps (15.12% in the county, compared to the state's 20.04%).
- ☞ Households receiving emergency food assistance increased 36% between 2002 and 2006.
- ☞ Portage County's total use of the Supplemental Nutrition Program for Women, Infants & Children (WIC) is slightly above average, with the percentage of the population using this program rising faster in Portage County (11.73%) than in the state (7.92%) between 1999 and 2005.

Sources: Portage County Health & Human Services, Wisconsin Food Security Project

* Households Receiving Emergency Food Assistance numbers are from Operation Bootstrap, Emergency Food Assistance Program, and Second Harvest. Totals from each program were based on average per quarter data. Data for 2006 was based on first three quarters.






Free and Reduced-Price Lunches

NUMBER OF STUDENTS ELIGIBLE FOR SUBSIDIZED LUNCH

	2000/ 2001	2001/ 2002	2002/ 2003	2003/ 2004	2004/ 2005	2005/ 2006	2006/ 2007
Almond-Bancroft	138	160	207	192	185	194	195
Rosholt	162	137	133	95	123	145	133
Tomorrow River	151	137	138	140	136	182	163
Stevens Point	1614	1644	2011	1754	1275	2037	2120
TOTAL	2065	2078	2489	2181	1719	2558	2611

Source: WI Department of Public Instruction

Points of Interest

-  Rosholt saw a decline in the % of students eligible (-.8%), Tomorrow River saw a slight increase (+.7%), Stevens Point saw a significant increase (+8.6%), and Almond-Bancroft saw a huge increase in eligible students (+15.2%). Almond-Bancroft now has 41.3% of its students eligible for subsidized lunches.
-  The National School Lunch Program is a federally regulated program that provides nutritious food to students. The program provides free and reduced-price lunches to families who meet income eligibility guidelines. Families with incomes at or below 130% of the poverty level qualify for free meals. Those between 130% and 185% qualify for reduced-price meals. In 2007, 185% of the poverty level is \$38,203 for a family of four.
-  School districts and independent schools that choose to take part in the lunch program get cash subsidies and donated commodities from the U.S. Department of Agriculture for each meal they serve. Meals must meet the Dietary Guidelines for Americans.



Regulated Child Care


PORTAGE COUNTY CHILD CARE REFERRALS


	2000	2001	2002	2003	2004 *	2005	2006
# of Regulated Providers* * (Availability)	116	119	132	132	127	119	112
Ave. Cost of Infant Care (per week)	\$125.00	\$126.00	\$140.00	\$140.00	\$140.00	\$149.00	\$151.00
Ave. Cost of Child Care, 1-5 Yrs Old (per week)	\$115.00	\$117.00	\$130.00	\$130.00	\$131.00	\$141.00	\$142.00

Source: Mid-Wisconsin Child Care Resource & Referral, Inc.

**Regulated child care includes: Licensed Group Centers (Full-time), Licensed Preschool, Centers (Part-time), Licensed Head Start Programs, Licensed School Age Programs, School Age Certified Licensed Camps, Licensed Family Child Care, Certified Family Child Care (Provisional & Regularly).

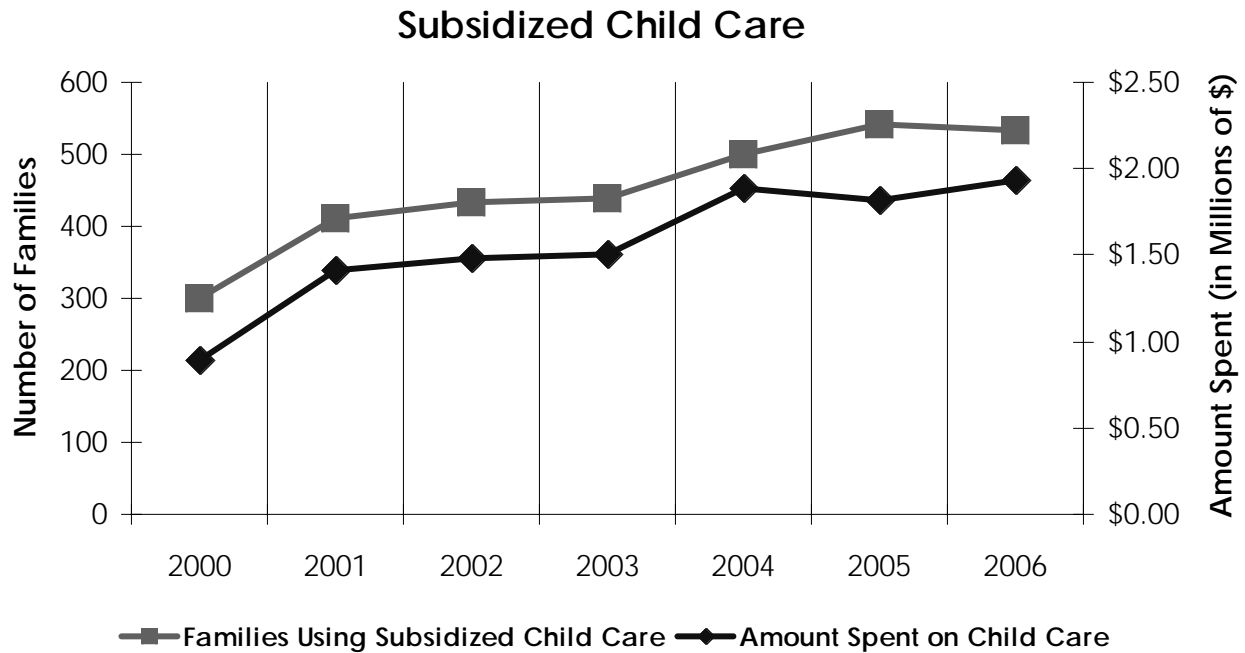
Points of Interest

-  While it is recognized that some parents choose unregulated care because they would rather have a babysitter or family member watch their children, many families choose unregulated care solely for cost reasons. In some cases, parents are unable to work because being employed is not cost-effective with the cost of childcare. A family in Portage County with one child pays approximately \$151.00 a week (as of 2006) for regulated infant childcare.

-  Respondents to the LIFE Report Community Survey rated child care accessibility as a 5.4 and child care affordability as a 5.3 on a seven-point scale for level of importance as community issues.



Subsidized Child Care



Source: Portage County Health & Human Services

Points of Interest

- In 2000, 82.2 of every 1,000 children (ages 0-7) were subsidized through WI Shares. In 2003, this number rose to 112.6 of every 1,000 children.
- The Wisconsin Shares program enables low-income families to work, seek employment or attend educational and training programs by helping to finance childcare expenses. Eligibility criteria can include: low-income families with working parents, families participating in W-2 employment programs, teen parents in school from low-income families, low-income parents who are working and enrolled in courses to maintain employment, families with income between 185%-200% of poverty. (Source: Wisconsin Department of Workforce Development)
- The number of families receiving subsidized child care has increased 77% between 2000 and 2006.



Home Ownership and Age of Housing Stock

NEW HOME CONSTRUCTION PERMITS

Single Family Homes	2000	2001	2002	2003	2004	2005	2006
# of Construction Permits	282	273	305	322	313	269	230

2005 HOUSING STOCK


	2005
% of Housing Built before 1940	
Portage Co.	16.9
Wisconsin	22.2
% of Housing Built later than 2000	
Portage Co.	8.2
Wisconsin	8.0


HOME OWNERSHIP


Home Ownership Rate	2000	2005
Portage Co	70.9%	72.9%
Wisconsin	68.4%	70.0%

Sources: Portage County Planning & Zoning, US Census Bureau

Points of Interest

- 

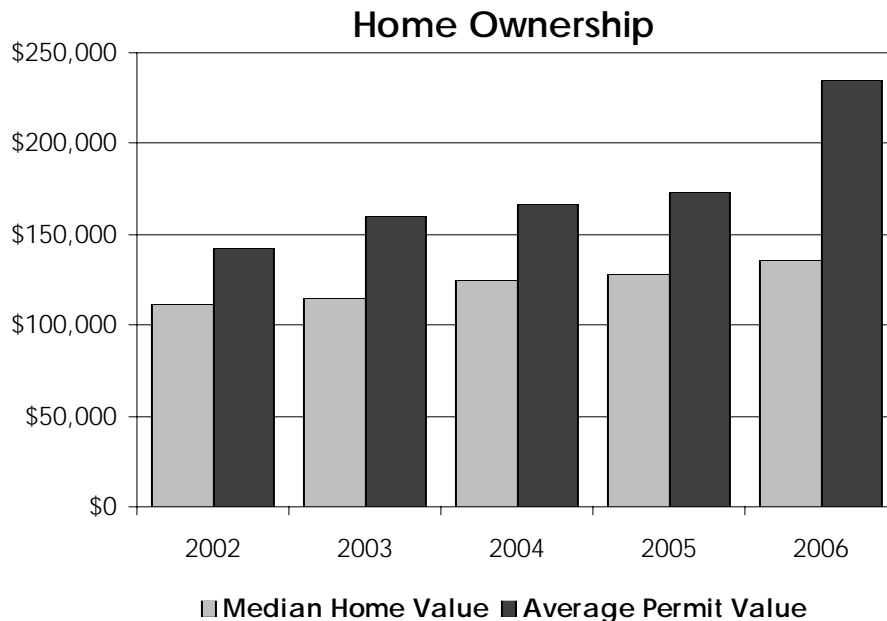
New home construction increased by 10% from 2001 to 2003, but has since declined. Nonetheless, the rate of homeownership increased by 2% from 2000 to 2006, a rate higher than the state increase of 1.6%. The overall homeownership rate is also higher than the state average.
- 

Because of the amount of money and time needed to keep a home in good condition, many older homes are not repaired. This results in a reduction in the quality of the county's housing stock. As neighborhoods become run down, living conditions affect the community's pride and the safety of children.
- 

Homeowners in Portage County spend millions of dollars each year on housing renovations. While this suggests many improvements are made, many homes built before 1940 are still inferior to new homes from a health and safety standpoint. While new siding, roofs, windows and doors do improve the appearance of older homes, many still have poor ventilation systems, lead pipes, lead paint, and other components which have proven to be harmful to those living in the home.



Home Ownership



Sources: US Census Bureau, Portage County Planning & Zoning Department, Wisconsin's WorkNet

Points of Interest

- The average cost for a new home skyrocketed 80% between 2000 and 2006. The median value of all homes in the county increased 38%.
- One government indicator for financial pressure on homeowners is to measure the percentage of income that goes toward housing costs. The government standard is that no more than 30% of income should be used for shelter. In 2005, 31% of homeowners in Portage County used more than 30% of their income to cover their mortgage. This figure is slightly below the state average of 32.4%.
- Concern for affordable housing was rated 5.4 on a seven-point scale in the LIFE Report Community Survey.

Key Term



Median Home Value

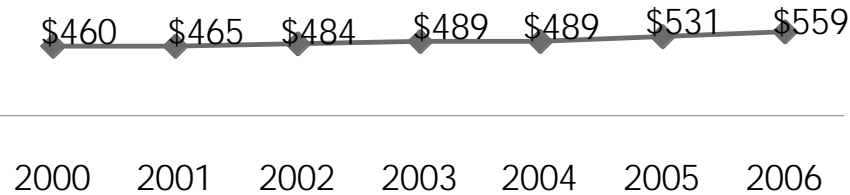
The median divides the value of housing units into two equal parts; one half of the units are above this value and one half are below. Home value is based on the respondent's own estimate of the current dollar value of the property. For vacant units, value is the price asked for the property.

Single-family homes on 10 acres, mobile homes, residences with businesses or medical offices on the property, and housing units in multi-unit buildings are excluded.



Fair Market Rent

Housing Affordability



◆ Fair Market Rent for 2 BR Apartment in \$

Sources: US Census, WI Department of Housing & Urban Development, WHEDA
(Numbers exclude institutions, college dormitories, and other group quarters)

Key Term

Fair Market Rent

The fair market rent is the amount that would be needed to pay the rent and utilities (excluding telephone) of privately owned, up to code, safe, and sanitary rental housing in a specified area. These rent amounts are used for various government housing programs including the Section 8 Rental Assistance Program. The US Department of Housing and Urban Development (HUD) sets fair market rents to ensure that a sufficient supply of rental housing is available to program participants. The rents must be high enough to permit a selection of both units and neighborhoods and low enough to serve as many families as possible.

In brief, HUD appropriates monies at the federal level, which are distributed to local Public Housing Authorities to provide assistance for eligible Section 8 participants. The dollar amounts of such appropriations depend on the fair market rent for the local economy. This figure is subject to change with local economic changes. Fair market rents are based on the number of bedrooms in a housing unit and are estimated and published annually by HUD. The rents are calculated based on a percentile point within the rental distribution of an area.



Point of Interest

The estimated 2006 fair market rent for a two-bedroom apartment in Portage County was \$559, while the estimated maximum rent that a family at 30% of median income could afford using the 30% housing cost standard was \$423. In addition, in 2005, 46% of renters spent more than 30% of their income on rent and utilities, a rate significantly higher than the state average of 41.6%.



Housing Assistance

SUBSIDIZED HOUSING

	Units
Federally Subsidized Rental Housing	
Elderly	325
Family	274
Disabled	17
Total	730
WHEDA	
Elderly	264
Family	194
Total	458
Port. Co. Housing Authority (rural)	
Elderly & Disabled	72
Family	16
Total	88
<i>Housing Assistance Vouchers</i>	<i>156</i>
Stevens Point Housing Authority	
Elderly	153
Family	178
Disabled	79
Total	331

Source: US Census Bureau ,
Stevens Point Housing Authority

Points of Interest



Section 8 Waiting Lists

Those families on Section 8 waiting lists declined in recent years, mostly because the lists were purged in 2005. The length of time on waiting lists due to insufficient funds did not decline, however, indicating that the demand for Section 8 housing remains strong.



The number of people waiting to enter the Section 8 program does not represent all people who need help paying for housing costs.

Key Terms



WHEDA

the state agency that administers the IRS Federal low income housing tax credit program. Commonly referred to as Section 42 credits, this is the primary federal low-income housing program.

Section 8 Rental Assistance Program

The Section 8 Rental Assistance Program is a federal program that is administered locally. It provides rental assistance to qualified low-income tenants within Portage County. The purpose of the program is to make better housing more affordable and accessible to eligible low-income families. The program also serves to improve the supply of safe and sanitary housing in the lower-income market. Eligibility is determined after one's name comes up on the waiting list. It is based on income level and family size. Most who are on the waiting list and wish to enter the program qualify. Once determined eligible, program participants are granted a subsidy that limits their liability for rent and utilities to just 30% of their adjusted income. The housing authority pays the remaining balance of the rent up to the fair market value.

Public Housing - Section 8

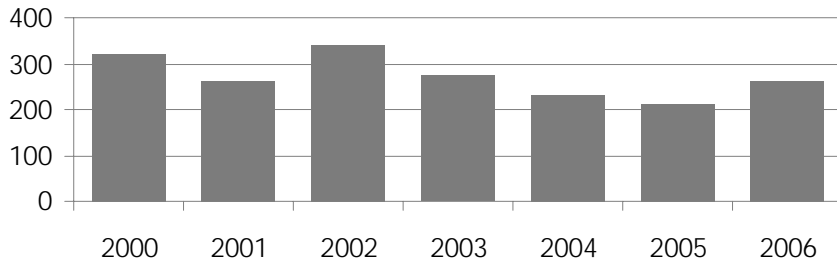
	2000	2001	2002	2003	2004	2005	2006	2007
# Families Waiting Section 8	74	129	123	166	219	123	115	175
Average Months Waiting	10	8	8	12	20	19	12	12

Source: Portage County Housing Authority



Emergency Shelters

**Salvation Army
of individuals sheltered**

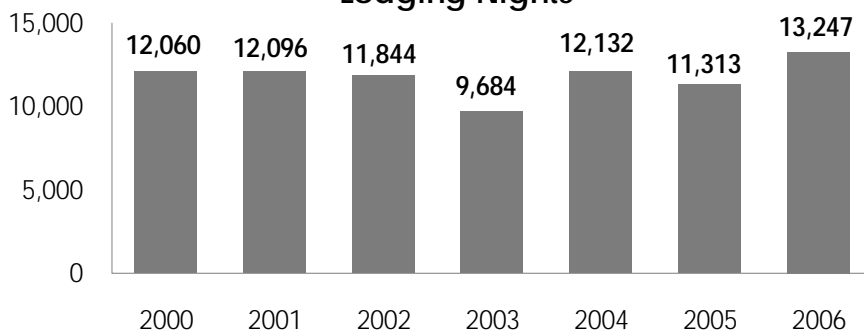


Points of Interest

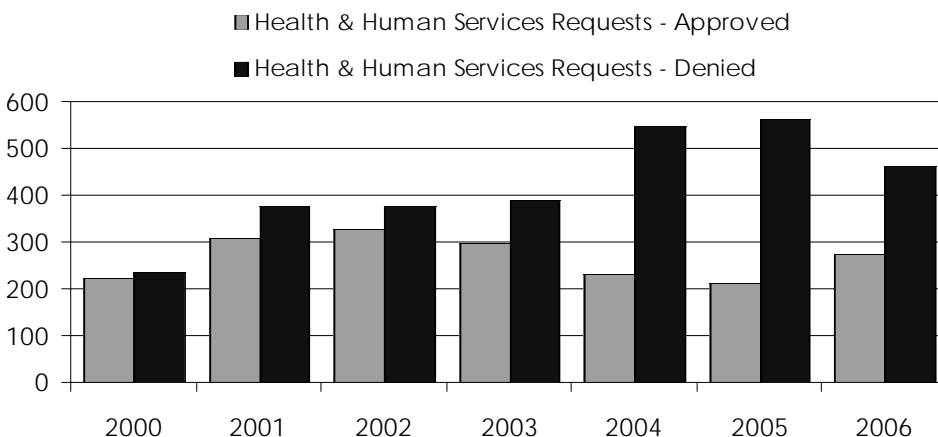
☞ Many factors contribute to homelessness. Poverty, eviction, loss of a job, mental illness, substance abuse, lack of affordable housing and instability of the family structure can result in homelessness.

☞ Financial pressures may help explain the rise in emergency shelter requests. At Portage County Health & Human Services, the number of approved emergency shelter requests increased by 22% from 2000 to 2006, while the number of requests denied increased by 97%. Individuals housed at the Salvation Army increased by 43% from 2000 to 2006. Operation Bootstrap saw a decline in emergency shelter requests during the same time period by 21%.

Lodging Nights



**Emergency Shelter Requests
Portage County Health & Human Services**



Source: Portage County Health & Human Services, Stevens Point Salvation Army (Yearly totals for Salvation Army and Operation Bootstrap were calculated by using quarterly data.)




Elderly


AGING DEMOGRAPHICS


	2000	2005
% over 65		
Portage County	10.9%	11.7%
Wisconsin	13.1%	12.5%
% over 65 Living in Poverty		
Portage County	8.0	9.5%
Wisconsin	7.4	7.3%
% over 65 with Disability		
Portage County		39.2%
Wisconsin		34.6%
Average Household Retirement Income		\$19,622


Source: US Census

Points of Interest

- 

The elderly population in Portage County has grown in recent years and is expected to continue to do so. One indicator of this increase is the increase in the number of county residents who are Social Security recipients. In 2000, there were 9,715 Social Security recipients in the county. By 2004, that number rose to 10,520, an increase of over 8%.
- 

While the percentage of residents over the age of 65 is lower than the state percentage, Portage County is aging and approaching state levels. According to the Department of Health and Family Services, by the year 2030, the elderly population in Portage County will reach 21.7% of the county population. In addition, Portage County currently has a higher percentage of those over 65 living in poverty, and a higher percentage of those over 65 with a disability than the state percentage.
- 

According to Energy Services of Portage County, during the heating season of 2005-2006, they took 2,230 applications for energy assistance, 758 of which were elderly. In the 2006-2007 season they received 2,234 applications, with 733 elderly people applying.
- 

According to the LIFE Report Community Survey, 32% of respondents have spent time caring for an elderly person in the past year. Of those, 30% cared for someone from 5 to 10 hours per month.

ELDER ABUSE

	2000	2001	2002	2003	2004	2005
# of Incidents	17	19	29	33	35	29

Source: WI Department of Health & Family Services

Key Term

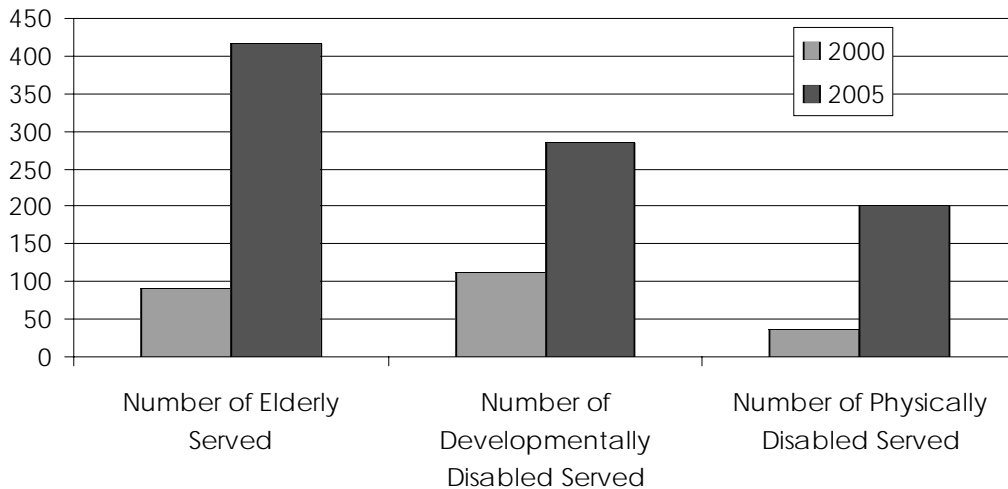
Elder Abuse: Inflicting pain, misusing money and denying adequate food and shelter to an elder constitutes abuse and neglect. Elder abuse occurs when any person at or above the age of 60 has been subjected to any of the four categories of abuse as defined by Wisconsin law. These four categories include physical abuse, material exploitation, neglect, and self-neglect. These have been further defined by the National Center on Elder Abuse to also encompass sexual abuse, emotional abuse and abandonment. Elder abuse reporting is voluntary and, unlike child abuse, is not required by medical professionals or others. It is estimated that between 85% and 95% of elder abuse cases are never reported. Shame, fear or not knowing how to get help are several reasons abuse may not be reported.





Family Care & The ADRC

Family Care



Source: Family Care of Portage County

Points of Interest

Family Care

Family Care is a pilot program in Portage County that provides clients with personalized long-term care at home with a nurse or social worker, rather than placement at an institution. However, the program does support assisted living when necessary. The program funds and delivers services in a benefit package and provides "service coordination" through an interdisciplinary team approach. The Aging and Disability Resource Center acts as a "one-stop-shop" where clients receive information and advice about available long-term care resources. The Care Management Organization manages and delivers Family Care services.

One goal of the program is to reduce the paperwork and confusion caused by having to deal with several agencies. The average savings to taxpayers is about \$460 a month per client. The program has grown considerably since 2000. Planning is currently underway to extend the services offered in Portage County to neighboring counties.

A total of 1,010 functional assessments for Family Care were completed by The Aging and Disability Resource Center in 2005.



Aging Housing Facilities

2007 AGING HOUSING FACILITIES

# Of Nursing Home Bed s	201
% Occupancy	100%
# of Adult Family Homes	74
# of CBRFs	16
# of RCACs	1

Source: Family Care of Portage County



Key Terms

ASSISTED LIVING OPTIONS

Residential Care Apartment Complexes (RCACs)

RCACs offer leased apartments with a minimum of 250 sq. ft. Apartments are designed to accommodate people with disabilities and diminished capabilities. RCACs are equipped to provide up to 28 hours per week of supportive, personal and nursing services to meet individual tenant's needs.

Community Based Residential Facility (CBRF)

In Wisconsin, CBRFs have become the most common type of assisted living option available to seniors. Wisconsin law defines a CBRF as a place where five or more unrelated adults reside in which care, treatment or services above the level of room and board, but not including nursing care, are provided to persons residing in the facility as a primary function of the facility. CBRFs generally specialize in serving a specific population such as frail older adults, persons with Alzheimer's or other irreversible dementias, or individuals with developmental disabilities.

Adult Family Home (AFH)

An AFH is much like a CBRF. The main difference is that AFHs serve fewer persons per home. An AFH is a place where up to four adults, who are not related to the operator, receive care, treatment and services that are above the level of room and board and that may include up to seven hours per week of nursing care per resident. AFH residents will receive personal care and assistance, but will not receive skilled nursing care from the facility.

Skilled Nursing Facility - Nursing Home

Nursing homes may be owned and operated by individuals, corporations, religious groups, or by city, county, or state governments. A nursing home is a place which provides 24-hour services including room and board to three or more unrelated residents who because of their mental or physical condition require skilled nursing care or personal care in excess of seven hours a week. Skilled nursing care is available 24 hours a day.



County Transportation Providers

Providers	Primary Markets Served						Area Served				Service Times		
	General Public	Elderly	Disabled	Low-Income	Veterans	Students	Stevens Point	Plover	County	Outside County	Mon-Fri	Sat	Sun
Stevens Point Transit-Route	●	○	○			●	●	○			●	●	
Point Plus			●				●				●	○	
Plover Shared-Ride Taxi	●	○	○					●	○		●	○	○
Aging and Disability Resource Center		●	○	●			●	●	●	○	●		
Portage County Health and Human Services		●	○	●			●	●	●	●	●		
Community Industries Corporation		○	●				●	●	●		●	○	○
Interfaith Volunteer Caregivers		●	○	○			●	●	●		○	○	○
DAV Transportation					●		M	M	M	M	●		
Courtesy Carriers, Inc.		●	●				●	●	●	●	●	○	○
Ambu Lift			●				M	M	M	M	●	●	●
CAP Services						●	●	●	●		○		
Courtesy Cab	●										●	●	●

Source: Portage County Rural Transportation Project: Analysis of Issues, Needs and Opportunities for Public Transit and Human Service Transportation by SRF Consulting Group, Inc.

O= Partial or Limited

M=Medical trips only

Information Not Provided

Key Term

Stevens Point Transit:

Funded 65% by federal and state grants

Provides bus service in the City of Stevens Point, the communities of Whiting and Park Ridge and the Crossroad Commons development in Plover

Four routes operate year round. In addition, four separate routes are in operation when the University is in session.

Offers a door to door service called "Point Plus" for individuals who are unable to use the fixed route bus service due to a disability.

2006 Operating Expenses before revenue: \$1,126,618

Total Cost to run Fixed Route system

before revenue: \$956,605

Total Fixed Route Rides Provided: 189,179

Total Cost per Fixed Route Trip: \$5.05

Total Cost to run Paratransit System "Point Plus"

before revenue: \$170,013

Total Point Plus Rides: 9,280

Total Cost per Point Plus Trip: \$18.32

Passenger Categories:

Adults - 17.9% of all rides

Seniors - 9.1%

Disabled - 20.25%

Youth - 6.63%

UWSP students - 41%

Point Plus (paratransit) - 5.1%





County Transportation Providers (continued)

Providers	Service Type			Vehicle Type				Operations	
	Fixed Route	Demand	Volunteer	Medium Bus	Small Bus	Vans	Sedans	Reservation Time	Annual Rides
Stevens Point Transit-Route	●	○		6				15 Min.	189,000
Point Plus		●				3		24 Hr.	9,300
Plover Shared-Ride Taxi		●				1	2		
Aging and Disability Resource Center	●	○	●		4		40	Prefer 48 Hr., Some Same Day	28,100
Portage County Health and Human Services			●				6	Prefer 48 Hr., Some Same Day	1,000
Community Industries Corporation	●					13		24 Hr.	9,000
Interfaith Volunteer Caregivers			●				58*	72 Hr.	1,000
DAV Transportation		●				1		24 Hr.	420
Courtesy Carriers, Inc.		●				7		24 Hr.	
Ambu Lift		●				4		Same Day	
CAP Services	●				4			NA	
Courtesy Cab		●			2	7	2		

○= Partial or Limited

M=Medical trips only

■ Information Not Provided

*Volunteer vehicles

Source: *Portage County Rural Transportation Project: Analysis of Issues, Needs and Opportunities for Public Transit and Human Service Transportation* by SRF Consulting Group, Inc.

Points of Interest

- ☞ 2006 Portage County Population = 67,484
- ☞ 56% live in greater Stevens Point urban area (Stevens Point, Park Ridge, Plover, Whiting)
- ☞ 5,000 new residents expected every 10 years; Village of Plover expected to grow by 4,000 in 20 years
- ☞ In 2000, 19% of county residents were 55 and older. By 2020, 30% will be 55 and older and there will be over 5,000 more people age 65 and older in county than today.